

## User Manual - APDP

### Guest User

- As a guest user, after hitting the url : <https://apdp.jk.gov.in/>, users will land on the APDP's website.



- As a guest user will be able to access the following sections :
  - Home
  - All Panchayat
  - Border Panchayat
  - FAQs
  - Reports
  - Best Practices

## Sign Up

**Full name**

Please enter your full name

---

**User name**

Please enter your user name

---

**Email address**

Please enter your email address

---

**Mobile number**

Please enter your mobile number

---

**Designation**

Panchayat Officer



**State**

Select State



**District**

Select district



**District**

Select district



**Block**

Select block



**Panchayat/Village**



**Create password**

Please enter password



**Confirm password**

Please re-enter password



**Sign Up**

**Already have an account? [Sign In](#)**

Sign Up

- As a fresh user, users can register as 'Panchayat Officer' by filling following details :
  - Full name
  - User name
  - Email Address
  - Mobile Number
  - Designation as Panchayat Officer


- State
  - District
  - Block
  - Panchayat/Village
  - Create Password
  - Confirm Password
- Note : All the above fields are mandatory & the dropdowns are single-select.
  - After signing up users are required to verify the mail.

Home All Panchayat Border Panchayat ▾ FAQ'S Reports ▾ Best Practices ▾ Sign Up

## Sign In

**Welcome Back !**


**Email address/User name**  
Please enter your Email Address/User name

**Password**  
Please enter your Password 

[Forgot Password?](#)

**Sign In**

**Create an account? [Sign Up](#)**



### Login

- Users can login to the website by entering the registered email address/user name & password.

Home All Panchayat Border Panchayat ∨ FAQ'S Reports ∨ Best Practices ∨ Sign In

## Forgot Password

Email address

Enter your email address to reset your password

Next

Links Terms & Conditions Visitors

### Forgot Password

- The existing users will be able to receive a reset password link on their registered email address.
- After tapping on the reset password link, users will be redirected to the browser & will be able to set password.

Year: 2023 | Month: March | District: | Block:

**Composite Score March 2023**

Top 3 Panchayat Performance			Bottom 3 Panchayat Performance		
85.58	85.21	84.87	49.8	49.71	49.21
HILLER	FAQIR GUJREE B	PANZINARA A	DHAKIKOTE	KUDDHAR B	LADDA-B

**Agriculture and allied sectors**

Top 3 Panchayat	Bottom 3 Panchayat
6/6 ↑ Rakh Hygam	1.47/6 ↓ Ballhote B
6/6 ↑ Kasheer	1.17/6 ↓ Bansultan Upper
5.98/6 ↑ Palpora	1.07/6 ↓ Sarhi

**Health and Nutrition**

Top 3 Panchayat	Bottom 3 Panchayat
14/14 ↑ Gadpora	7.06/14 ↓ SEHORA B
14/14 ↑ HARD BATAPORE	6/14 ↓ Dhakikote
14/14 ↑ Magam B	5.37/14 ↓ Bansultan Upper

**Education**

Top 3 Panchayat	Bottom 3 Panchayat
15/15 ↑ Trehgam D	5.78/15 ↓ KALALKASS B
15/15 ↑ Khodi	5.77/15 ↓ Jothana
15/15 ↑ Sumal	4.69/15 ↓ Abdal

**Rural Development and Sanitation**

Top 3 Panchayat	Bottom 3 Panchayat
9/9 ↑ Anrole	2.7/9 ↓ Domar
9/9 ↑ Gutalibagh	2.49/9 ↓ MOORI
9/9 ↑ Poshkar	2.36/9 ↓ Dunagara Upper

**Individual Beneficiary Schemes**

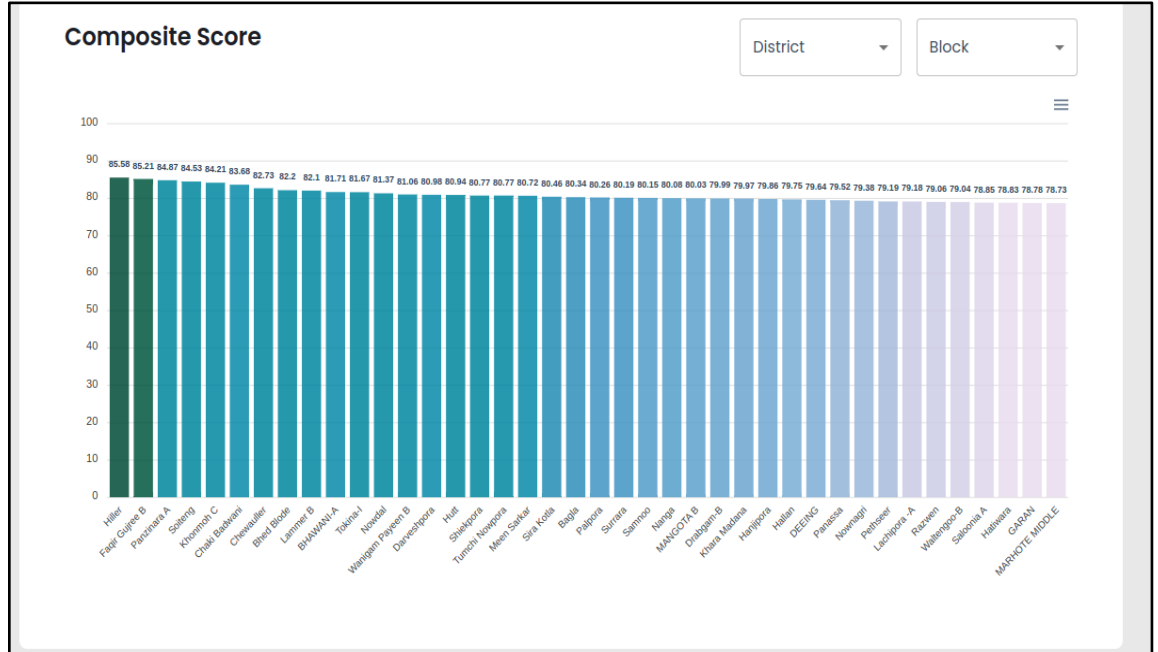
Top 3 Panchayat	Bottom 3 Panchayat
4/4 ↑ Razwen	2.06/4 ↓ Bansultan Upper
4/4 ↑ Wanigam Payeen B	1.99/4 ↓ Dunagara Upper
4/4 ↑ Sillkote	1.94/4 ↓ MOORI

**Skill Development and Employment**

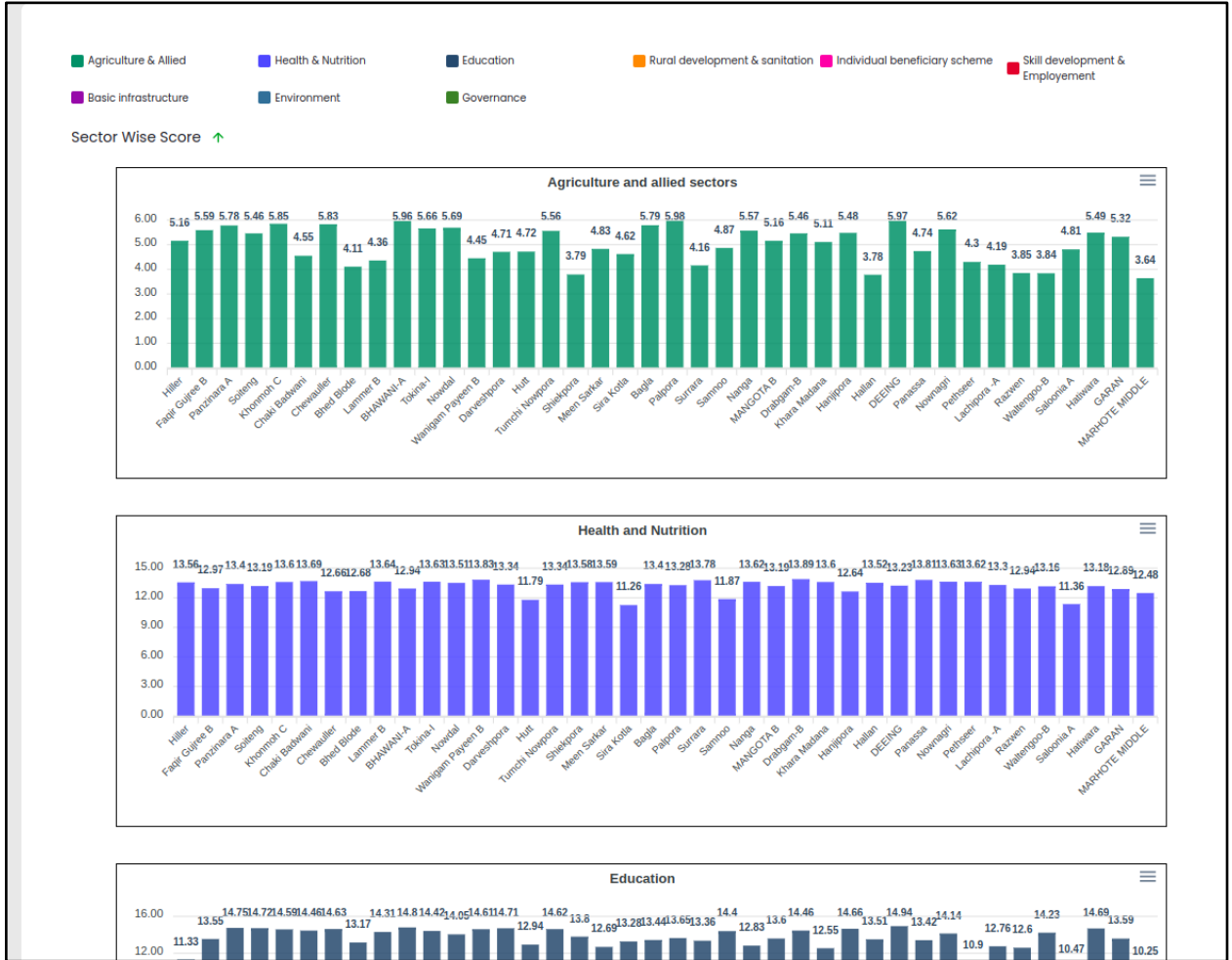
Top 3 Panchayat	Bottom 3 Panchayat
6/6 ↑ Saloonia A	0/6 ↓ Chichha
6/6 ↑ Dori	0/6 ↓ Chatroo Lower-C
6/6 ↑ Kote Lower B (Contd)	0/6 ↓ Sprain

[Home](#)

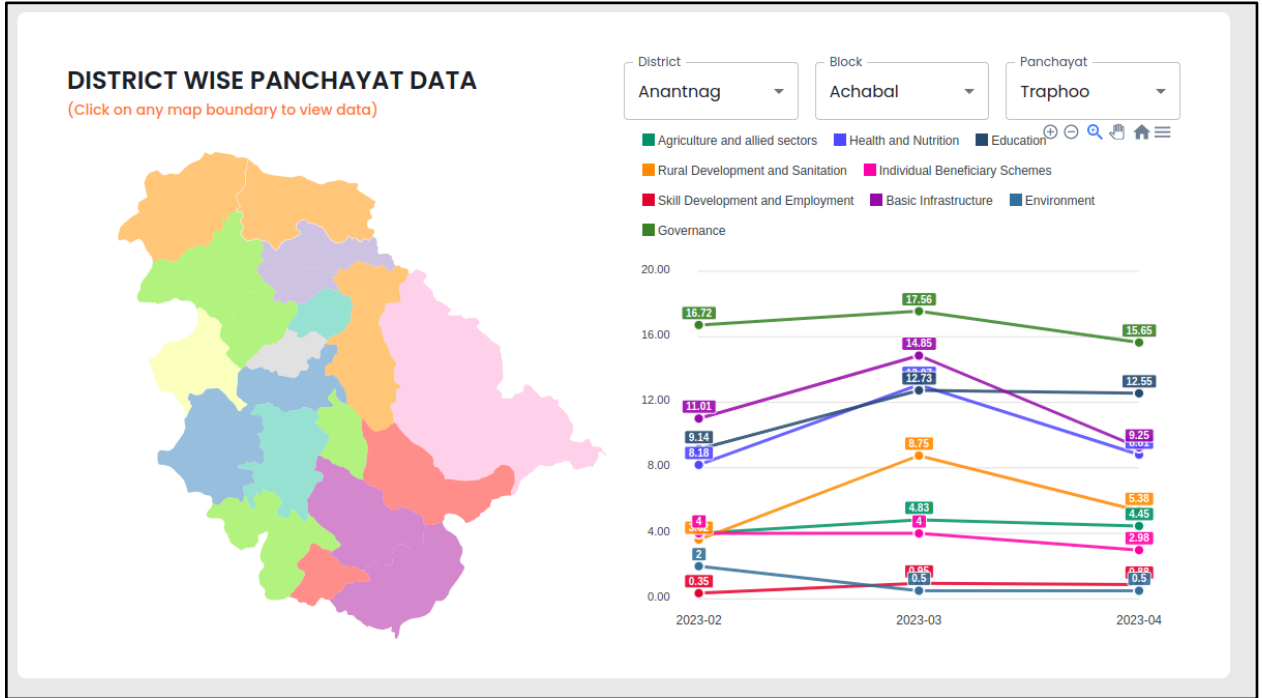
- Based on year, month, district, & blocks the composite score & section based top 3 & bottom 3 scoring panchayat will appear.



- Users can also select the District & Blocks & based on selection, panchayats will be listed in accordance with the Composite score in descending order.



- According to the Filters selected at the top, the further breakdown of graph based on sections are listed below.



- The district wise map is showcased & based on any selection, users will be navigated to the internal pages.
- Users can also view the section wise graphs based & they are mapped on monthly scores.

**Panchayat Wise Performance**

Filters: District: , Block: , Panchayat:

Legend: Achiever (100) | Front Runner (65-99) | Performer (50-64) | Aspirant(0-49)

[Aspirational Panchayatlist List](#)

#	Panchayat	Agriculture	Health	Education	Rural Dev	IBS	Skill Dev	Basic Infra	Environment	Governance	Avg Score
1	Hiller	86	96	75	85	100	68	82	83	90	85.58
2	Faqir Gujree B	93	92	90	90	98	37	80	50	92	85.21
3	Panzinara A	96	95	98	83	98	33	75	50	92	84.87
4	Soiteng	91	94	98	82	100	40	76	50	90	84.53
5	Khonmoh C	97	97	97	81	100	22	74	50	92	84.21
6	Chaki Badwani	75	97	96	79	100	68	71	50	87	83.68
7	Chewauller	97	90	97	79	100	41	76	33	86	82.73
8	Bhed Blode	68	90	87	91	93	0	89	100	83	82.2
9	Lammer B	72	97	95	78	100	88	67	33	82	82.1
10	BHAWANI-A	99	92	98	81	100	77	45	66	92	81.71

Rows per page: 10 | 1-10 of 285

- Users can also view the Heatmap of specific distinct, block, & panchayat.
- Here, the scores are aligned with the corresponding score in the section.
- After the users taps on any section in the graphs, he will be redirected to the detailed heatmap page.

- All Panchayat
- Border Panchayat

Home
All Panchayat
Border Panchayat ▾
FAQ'S
Reports ▾
Best Practices ▾
👤


### Frequently Asked Questions


1. **What Is APDP?**
-

APDP stands for the Aspirational Panchayat Development Program, which was launched by the Government of Jammu and Kashmir in 2022.
2. **What Is The Purpose Of APDP?**
+
3. **When Was APDP Launched?**
+
4. **What Is The Objective Of The Program?**
+
5. **Which Agency Is Responsible For Implementing APDP In The UT Of J&K?**
+
6. **Who Oversees The APDP Program At The District Level?**
+
7. **Who Is Designated As The Nodal Officer For Implementing APDP In Panchayats?**
+
8. **How Many Sectors Were Selected For Collecting Baseline Data For The Selection Of Aspirational Panchayats?**
+
9. **What Is The Population Coverage Under APDP?**
+
10. **Who Is Designated As The Nodal Officer For Implementing APDP In Panchayats?**
+

#### FAQs

- Panchayat Officers/Guest Users can view & read the FAQs added by the District & State level Officers.
- Reports

Home All Panchayat Border Panchayat ∨ FAQ'S Reports ∨ Best Practices ∨ 



### Jan Shikshan Sansthan (JSS)

#### Background


The Scheme of Jan Shikshan Sansthan (JSS), formerly known as Shramik Vidyapeeth is implemented through a network of NGOs in the country since March 1967. The first Shramik Vidyapeeth was established in Mumbai [Worli] and was commissioned by Bombay City Social Council Education Committee, a voluntary organisation engaged in the field of Adult Education. After the success of the project, the Govt. of India developed a scheme for setting up a network of such institutions in the country in a phased manner. With the transformation in the economic and social

#### Best Practices

- Users will view following options :
  - Jammu & Kashmir
  - National Level
- Panchayat Officers/Guest Users will be able to access & view the details of Best Practices.

Home All Panchayat Border Panchayat ∨ FAQ'S Reports ∨ Best Practices ∨

My Account  
My Form  
Work Action Plan  
Change Password  
Query  
Logout




### Jan Shikshan Sansthan (JSS)

#### Background

The Scheme of Jan Shikshan Sansthan (JSS), formerly known as Shramik Vidyapeeth is implemented through a network of NGOs in the country since March 1967. The first Shramik Vidyapeeth was established in Mumbai [Worli] and was commissioned by Bombay City Social Council Education Committee, a voluntary organisation engaged in the field of Adult Education. After the success of the project, the Govt. of India developed a scheme for setting up a

### Profile

- After tapping on the Profile option, Panchayat Officers will view following options :
  - My Accounts
  - My Form
  - Work Action Plan
  - Change Password
  - Query
  - Logout





Home All Panchayat Border Panchayat ∨ FAQ'S Reports ∨ Best Practices ∨ 

### My Account [Edit Profile](#)

<b>Full Name</b>	<input type="text" value="Malpur"/>	<b>User Name</b>	<input type="text" value="240526"/>
<b>Email Id</b>	<input type="text" value="240526@yopmail.com"/>	<b>Mobile Number</b>	<input type="text" value="1234567890"/>
<b>Designation</b>	<input type="text" value="Panchayat Officer"/>	<b>State</b>	<input type="text" value="Jammu &amp; Kashmir"/>
<b>District</b>	<input type="text" value="JAMMU"/>	<b>Block</b>	<input type="text" value="BHALWAL"/>
<b>Panchayat/Village</b>	<input type="text" value="Malpur"/>		

### My Account

- Panchayat Officers will view his following profile details :
  - Full name
  - User name
  - Email id
  - Mobile Number
  - Designation
  - State
  - District
  - Block
  - Panchayat/Village
- Note : The above selections are made at the time of Sign Up.
- After tapping on the Edit Profile, the Panchayat Officer can only edit following fields like : full name, mobile number, & email id.

Month	Created On	Update By	Updated On	Status	Reject reason	Form view
July-2023	02/08/23	District Authenticate Officer	02/08/23	APPROVED	-	 
March-2023	15/04/23		23/06/23	APPROVED	-	 

Rows per page: 10 1-2 of 2

### My Form

- If the Panchayat Officer hasn't applied then his panchayat details will showcase along with the 'Apply'.
- If the Panchayat Officer has already applied for his panchayat, then he will be able to vie with the table along with the following columns :
  - Month
    - The month name for which the respective form has been submitted.
  - Created On
    - The date when the form has been submitted to the Nodal Officer.
  - Updated By
    - If any higher official has made any changes, then the respective official's designation will appear here.
  - Updated On
    - If any higher official has made any changes, then the respective date will appear here.
  - Status
    - Drafted : If PO has not completed the form & saved the same.
    - Pending : If PO has submitted the form & no action has been taken on the form by the higher officials. PO can edit the form in this state.
    - Approved : If PO has submitted the form & is approved by the higher officials. PO can't edit the form in this state.
    - Rejected : If PO has submitted the form & is approved by the higher officials. PO can't edit the form in this state.
  - Reject Reason
    - If any higher official has rejected the form, then the respective reason will appear here.
  - Form View
    - PO can view & download the for as well.

### Enter Details

Agriculture & allied sectors
Health & nutritions
Education
Rural development & sanitation
Individual beneficiary schemes
Skill development & employment
Basic infrastructure
Environment
Governance

123456789

#### Percentage of soil health card issued

<b>Numerator</b>	<b>Denominator</b>
<input type="text" value="72"/>	<input type="text" value="80"/>
<b>Unit</b>	<b>Data Source</b>
<input type="text" value="Percentage"/>	<input type="text" value="Agriculture Production Department/AEO"/>
<b>SDG Mapping</b>	
<input type="text" value="2.4.2 Percentage of farmers issued Soil Health card"/>	

#### Percentage of kisan credit card issued

<b>Numerator</b>	<b>Denominator</b>
<input type="text" value="40"/>	<input type="text" value="70"/>
<b>Unit</b>	<b>Data Source</b>
<input type="text" value="Percentage"/>	<input type="text" value="Agriculture Production Department/AEO"/>

- Apply for Panchayat
  - Panchayat Officers will redirect to the Panchayat form after hitting the ‘Apply’ options
  - The Form consists of 9 sections & 100 indicators.
  - All the indicators are necessary & can be filled with digits or yes/no.
  - They can fill the form partially & tap on ‘Save’ option present at bottom to save the form & make necessary changes later.
  - Once the form is submitted & the Panchayat Officer tries to fill the form again then the form will open with pre-filled details added last time.

Beams Code	Panchayat Name	Name of the work	Created On	Update By	Updated On	District
BeamsCode	Malpur	NameOfWork At Alpha Location	27/07/23	District Authenticate Officer	27/07/23	JAMMU

### Work Action Plan

- PO will view the table with the following columns :
  - Beams Code
    - It is entered at the time of form fill up of the work action plan.
  - Panchayat Name
    - It is based on the sign up selection performed by the PO.
  - Name of the work
    - It is entered at the time of form fill up of the work action plan.
  - Created On
    - The date on which the form has been submitted.
  - Update by
    - The officer who has incorporated the changes in the form, his designation will appear here.
  - Updated On
    - The date on which the changes in form have been incorporated will reflect here.
  - District
    - The district selected by the PO at the time of Sign Up will appear here.

## Work Action Plan

Department Code

Beams code

Name of the work/activity (with location)

District

JAMMU

Location (U/R)

### Location

Block

BHALWAL

Panchayat

Malpur

Village/Ward





Latitude

Longitude


Executing Agency


### ○ Add Work Action Plan


- Initially, PO will require to fill the following fields : Department Code, Beams code, Name of work, District (auto-filled & non editable), location, Block & Panchayat (auto-filled & non editable), Village/Ward, Latitude, Longitude, Executing Agency.
- Following sections to be filled later : AA Works & Allotted Works.

Home All Panchayat Border Panchayat  FAQ'S Reports  Best Practices  

### Change Password

**Old password**  
Please enter your old password 





**New password**  
Please enter your new password 

**Confirm password**  
Please confirm your password 

**Submit**

#### Change Password

- Panchayat Officers can change their password by entering the old registered password & entering the new password in 'New Password' & 'Confirm Password'.
- Note : All the fields are mandatory.
- The password entered in 'New Password' & 'Confirm Password' must be the same.

Home All Panchayat Border Panchayat  FAQ'S Reports  Best Practices  

### Query

**Write a Subject**  
Write a Subject \_\_\_\_\_

**Your Message**  
Enter Your Message \_\_\_\_\_

**Submit**

#### Query

- A Panchayat Officer can draft a query to the higher officials like : Nodal Officer, District Officer etc.

- To share the query, he is required to fill the following fields : 'Subject' & 'Message'.

#### LogOut

- After hitting the same, Panchayat Officer will receive a success message stating. 'User logged out successfully'.
- He will be navigated to the Home page.